

VERTIFLO

The Vertical Pump Specialists

PUMPS FOR INDUSTRY

CONTENTS:

Introduction & User List

Product Overview

Vertical Process Pumps Series 600

Vertical Sewage Pumps Series 700

Vertical Sump Pumps Series 800

Vertical Vortex Pumps Series 900

Vertical Cantilever Pumps Series 1100 and 1200

Horizontal End Suction
Pumps-Centrifugal Series 1300 and 1400

Horizontal End Suction
Pumps-Vortex Series 1500 and 1600

Horizontal Self-priming
Pumps- Centrifugal Series 2100


Engineering Sample Specifications

A Complete Line of Pumps for Industry

VERTIFLO's customer base is very diversified by market and market segment, in as much as many of our products are applied for similar pumping services within industrial process, utilities and commercial/institutional applications. Over 20,000 **VERTIFLO** pumps are operating extremely successful throughout the United States and the world.

The accompanying partial list of our users represents a small percentage of actual users. Many of our products are shipped to our Sales Representatives' warehouses, to an installing contractor or to the original equipment manufacturer (OEM) for future shipment; thus, the final destination is often unknown.

All of us at **VERTIFLO PUMP COMPANY** are committed to serve your ongoing pumping needs in a superior manner. We look forward to being of service to you.



Our Clients Served World-Wide

STEEL / METALS


Alcoa
Allied Metals
Allied Tube & Conduit
American Wire & Cable
AK Steel
Anchor Die Set
Armco Steel
Baylor Steel
Bethlehem Steel
Brooklyn Steel
Cameron Iron Works
Chase Brass & Copper
Continental Steel
Central Foundry Div., GMC
Cyclops Corporation
Empire Detroit Steel Division
Faultless Hardware
Great Lakes Steel
Interlake Steel
Ingersoll Steel
Koppers Company
LTV Steel
Mercury Stainless
Midland Steel Products
Monroe Forgings
PPG Industries
Pittsburgh Tube
Reynolds Metals
Revere Ware
Rouge Steel
Southwire Corp.
USX Corporation
Weirton Steel

AIRLINE / AEROSPACE

American Airlines
Boeing
General Electric
Kennedy Space Center
Lockheed
McDonnell-Douglas
NASA
Sykorsky Aircraft
TWA
United Airlines

PHARMACEUTICALS

Astrazeneca
The Upjohn Co.
Eli-Lilly
Lederle Laboratories
Pfizer
Merck

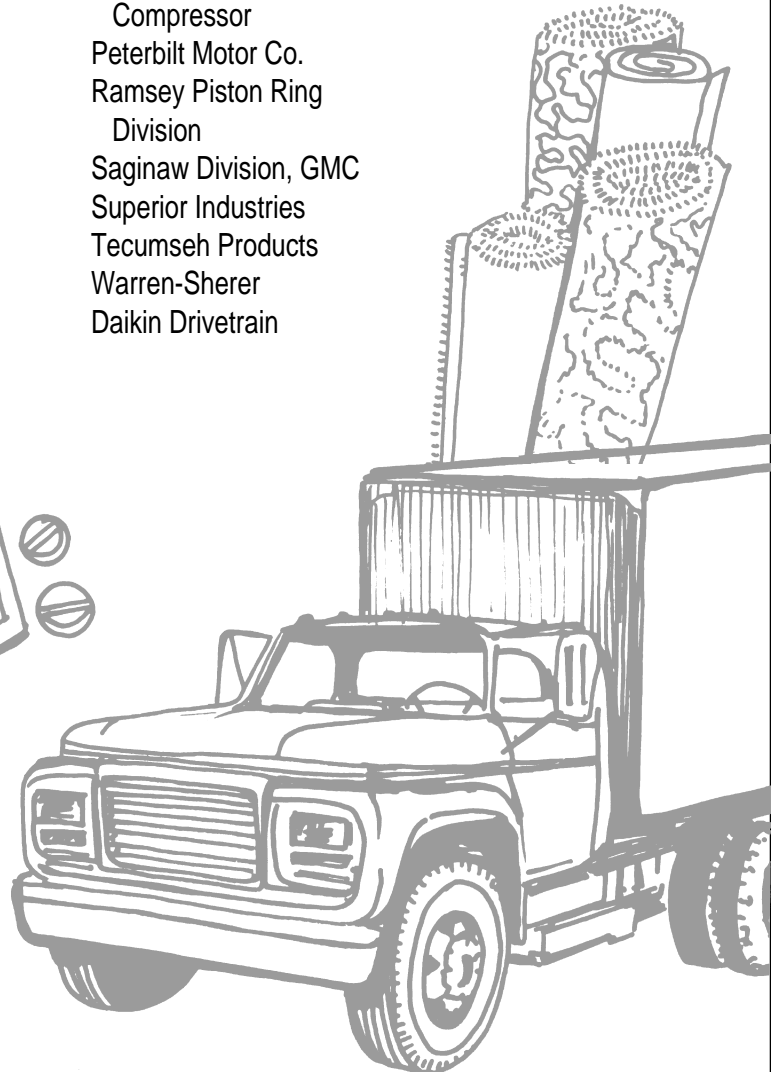


AUTOMOTIVE

AM General
Briggs & Stratton
Caterpillar Corporation
Chrysler Corporation
Cummins Engine
Delco-Remy Div., GMC
Eaton Corporation
Fischer Guide
Ford Motor Company
General Motors Corp.
Holley Replacement Parts
Honda Corporation
Jaguar International
Mack Truck
Michigan Automobile Compressor
Peterbilt Motor Co.
Ramsey Piston Ring Division
Saginaw Division, GMC
Superior Industries
Tecumseh Products
Warren-Sherer
Daikin Drivetrain

TEXTILES / FABRIC

Avondale Mills
Bally Ribbon Mills
Celanese Fibers
Coats and Clark
Cone Mills
Dart Polymers
E.I. DuPont
Fabricolor
Galaxy Carpet
Jennity Fabrice
Star Fibers
Shaw Industries
Sherex Polymers
Spinner & Yarn
Union Buffalo Mille
World Carpet



Our Clients Served World-Wide

ELECTRICAL /ELECTRONICS

Advanced Circuitry
Dana Corporation
Eaton Corporation
Ford Microelectronics
General Electric
Hewlett Packhard
IBM
I.T.E. Electrical Products
Johnson Controls
Martin Marietta
McGraw Edison Power
Motorola Corporation
R.C.A. Corporation
Rockwell Corporation
Westinghouse Corp.

DEFENSE / MILITARY / ENERGY

Arnold Air Force Base
Cavalier Air Force Base
Elieson Air Force Base
Hercules, Inc.
Indiana Army Ammunition Plant
McConnell Air Force Base
Naval Air Rework Facility, Virginia
Patuxent Naval Station
Pine Bluff Arsenal
Tinker Air Force Base
U.S. Dept. of Energy
U.S. Marines
U.S. Navy
Utah Air National Guard
Westinghouse-Hanford
Wright-Patterson Air Force Base
Fort Bragg
Robbins Air Force Base

CHEMICALS / FUEL / REFINING



Air Products & Chemicals
Allied Chemical
Allied Colloids
American Cyanamid
Amoco Oil
Arco Chemical
Aristech Chemical
Ashland Oil
Baker Performance Chemicals
B.F. Goodrich Chemicals
B.P. Oil
Borden Chemical
Celotex Corporation
Chem-Fleur International
Chevron USA
Concord Chemicals
Conoco
Dow Chemical
DuBois Chemical
E.I. Dupont DeNemours
Elan Chemical
Exxon Chemical
Exxon USA
Hatco Chemical
GATX
Hercules, Inc
Mobil Oil
Monsanto
National Solvents
Off Shore Pipeline
Olin Corporation
Pacific Chloride
Phillips Pipeline
Philip A. Hunt Chemical
Polyvinyl Chemicals
Quaker State Corporation
Shell Oil
Southwest Petrochemical
Stauffer Chemical
Unocal
Witco Corporation
Ocidental Chemical

COMMERCIAL FISHING/ PROCESSING/ CANNING

Artic Alaska Seafoods
Dakota Creek Industries
Marco Shipbuilding
Nelbro Packing Co.
Tacoma Boatbuilding Co.
Trident Seafoods
Universal Seafoods
Ward's Cove Packing

CAN MANUFACTURERS

American Can
Continental Can
Crown Cork & Seal
Miller Container
National Can
Schlitz Container



Our Clients Served World-Wide

PAPER / PULP / PUBLISHING

Appleton Papers
Brandywine Paper Board Mills
Donnelly Corporation
Fiberboard Corporation
Hammermill Paper
International Paper
Mead Paper
Nekoosa Paper
Scott Paper
Simpson Timber
Specialists Paper Mills
Strathmore Paper Co.
Taylor Publishing

FOOD PROCESSING / BEVERAGE


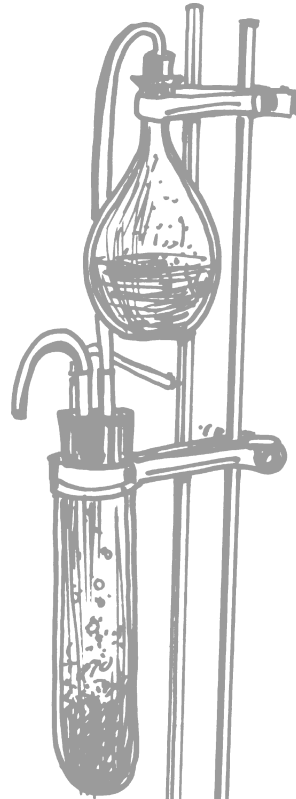
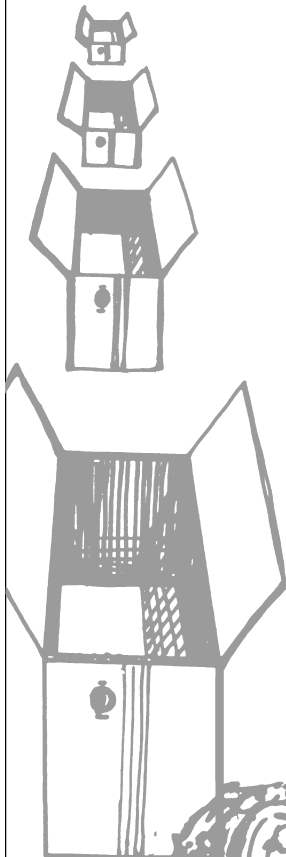
Alpo Pet Foods
APV Baker
American Fructose
American Potato
Aunt Jane Foods
Borden Foods
Brock Candy
Butterball Turkey
C & H Sugar
Campbell, Inc.
Carolina Corn Products
Chef-Pierre
Contadina
Corn Products
Diamond Country Foods
Frito Lay
Gerber Products
General Foods
Golden Poultry
Green Bay Food Co.
Hebrew National Foods
International Seafood Trader
Kraft Foods
Ludens, Inc.
McCain Foods
Miller Brewing
Monterey Mushroom
Pabst Brewing
Progresso Foods
Sexton Foods
Staley Products
The Complete Winemaker
Tyson Foods
Winter Garden Salads Co.
Wyeth Nutritional

SOAPS / DETERGENTS / LOTIONS

Andrew Jergens
Colgate-Palmolive
Helene Curtis
Procter & Gamble
Lever Brothers

UTILITIES

Arkla Gas Co.
Associated Electric Cooperative
Carolina Power & Light
Cincinnati Gas & Electric
City of Long Beach, CA
City of St. Louis, MO
Consolidated Edison
Consumer's Power
Dayton Power & Light
Delmarva Power & Light
Duke Power
Duquesne Power & Light
Jacksonville Power Authority
New York Power Authority
Northwest Utilities, Millstone Nuclear
Southern California Edison
Southern States Electric
Southern Utilities
Upper Peninsula Power
Virginia Electric & Power



A Complete Line of Pumps for Industry

SERIES 600
MODEL 629 & 636
Industrial Vertical
Process Pump



- Capacities to 3000 GPM
- Heads to 230 Feet
- Temperature to 180° F
- Column Extensions of 12", 15" & 21"
- Construction: Cast Iron, 316 Stainless Steel Fitted, 316 Stainless Steel, Alloy 20

SERIES 700
MODEL 720 & 724
Vertical Non-Clog
Sewage Ejector



- Capacities to 1500 GPM
- Heads to 100 Feet
- Pit Depths to 26 Feet
- Construction: Cast Iron

SERIES 800
MODEL 814, 820, 824 & 832
Industrial Vertical Immersion
Sump Pump



- Capacities to 3000 GPM
- Heads to 230 Feet
- Temperature to 350° F
- Pit Depths to 26 Feet
- Construction: Cast Iron, 316 Stainless Steel Fitted, All 316 Stainless Steel, Alloy 20, Hastelloy, CD4MC_u

A Complete Line of Pumps for Industry

SERIES 900
MODEL 920, 924 & 932
Industrial Vertical Immersion
Vortex Sump Pump



- Capacities to 1600 GPM
- Heads to 170 Feet
- Temperature to 350°F
- Pit Depths to 26 Feet
- Solid Handling up to 4" Diameter Spheres
- Construction:
Cast Iron,
316 Stainless Steel Fitted,
All 316 Stainless Steel,
Alloy 20,
CD4MC_u

SERIES 1100
MODEL 1101, 1102 & 1103
Industrial Vertical Cantilever
Vortex Pump



- Capacities to 1600 GPM
- Heads to 170 Feet
- Temperature to 400°F
- Pump Length to 6 Feet
- Shaft Diameter to 5"
- Solid Handling up to 4" Diameter Spheres
- Construction:
Cast Iron,
316 Stainless Steel,
Alloy 20,
Hastelloy,
CD4MC_u

SERIES 1200
MODEL 1201, 1202 & 1203
Industrial Vertical
Cantilever Centrifugal Pump



- Capacities to 3000 GPM
- Heads to 230 Feet
- Temperatures to 400°F
- Pump Length to 6 Feet
- Shaft Diameter to 5"
- Construction:
Cast Iron,
316 Stainless Steel,
Alloy 20,
Hastelloy,
CD4MC_u

Industrial Horizontal End Suction Pumps

MODEL 1312 Close-Coupled


- Capacities to 240 GPM
- Heads to 160 Feet
- 1750 and 3500 RPM
- Back Pull-Out Construction
- Mechanical Seal
- Semi-Open Impeller
- Construction: All Iron, Bronze Fitted, 316 Stainless Steel Fitted, All 316 Stainless Steel



MODEL 1400LF Base-Mounted, Low Flow Pump


- Capacities to 50 GPM
- Heads to 345 Feet
- Temperature to 250° F
- Back Pull-Out Construction
- Radial Vane Impeller
- External Impeller Adjustment
- Packing or Mechanical Seal
- Construction: Ductile Iron, Bronze Fitted, 316 Stainless Steel Fitted, All 316 Stainless Steel

*Also available
as vertical wet
pit pump*



SERIES 1300 MODEL 1320, 1326 & 1334 Close-Coupled


- Capacities to 3600 GPM
- Heads to 275 Feet
- Temperature to 250° F
- Back Pull-Out Construction
- Semi-Open Impeller
- Packing or Mechanical Seal
- Construction: Cast Iron, 316 Stainless Steel Fitted, All 316 Stainless Steel, Alloy 20, CD4MC_u



Series 1300

SERIES 1400 MODEL 1420, 1424 & 1434 Base-Mounted

- Capacities to 3600 GPM
- Heads to 275 Feet
- Temperature to 250° F
- Back Pull-Out Construction
- Semi-Open Impeller
- Packing or Mechanical Seal
- Construction: Cast Iron, Stainless Steel Fitted, All 316 Stainless Steel, CD4MC_u



Series 1400

Industrial Horizontal End Suction Pumps

SERIES 1500 **MODEL 1520, 1524** **& 1534**

Base-Mounted
Vortex


- Capacities to 1600 GPM
- Heads to 170 Feet
- Temperature to 250° F
- Back Pull-Out Construction
- Fully Recessed Vortex Impeller
- External Impeller Adjustment
- Packing or Mechanical Seal
- Construction: Cast Iron, Alloy 20
316 Stainless Steel Fitted,
All 316 Stainless Steel, CD4MC_u



Series 1500

SERIES 2100 Trash- and Solids- Handling Self-Priming Centrifugal Pump

- Capacities to 1300 GPM
- Heads to 112 Feet TDH
- Sizes: 3", 4" and 6"
- Solids Handling: Up to 3"
Diameter Sphere
- Suction Lifts to 25 Feet
- Construction: Cast Iron,
All 316 S.S., All CD4MC_u,
316 S.S. Fitted, CD4MC_u Fitted



SERIES 1600 **MODEL 1620, 1626** **& 1634**

Close-Coupled
Vortex

- Capacities to 1600 GPM
- Heads to 170 Feet
- Temperature to 250° F
- Back Pull-Out Construction
- Fully Recessed Vortex Impeller
- External Impeller Adjustment
- Packing or Mechanical Seal
- Construction: Cast Iron,
316 Stainless Steel Fitted,
Alloy 20, All 316 Stainless Steel,
CD4MC_u



Series 1600

